













**Directions to 3301 Waterview Ave,
Baltimore, MD 21230**47.4 mi – about 1 hour 2 mins – up to 1 hour 30
mins in traffic
Car Route to Baltimore invitationa;l 2502 Ross St, Alexandria, VA 22306

	1. Head northwest on Ross St toward Canterbury Ln	go 0.1 mi total 0.1 mi
	2. Turn left at Davis St	go 0.1 mi total 0.2 mi
	3. Turn right at Popkins Ln About 1 min	go 0.4 mi total 0.6 mi
	4. Turn right at US-1 About 5 mins	go 2.3 mi total 2.9 mi
	5. Take the ramp onto I-495 E/I-95 N Passing through District of Columbia Entering Maryland About 3 mins	go 2.0 mi total 4.9 mi
	6. Take exit 2A - B to merge onto I-295 N toward Washington Entering District of Columbia About 8 mins	go 6.4 mi total 11.2 mi
	7. Continue on DC-295 N Entering Maryland About 6 mins	go 4.6 mi total 15.8 mi
	8. Continue on MD-295 N About 34 mins	go 30.3 mi total 46.1 mi
	9. Take the exit toward Westport	go 0.1 mi total 46.2 mi
	10. Merge onto Wenburn St	go 246 ft total 46.2 mi
	11. Turn right at Annapolis Rd About 1 min	go 0.2 mi total 46.5 mi
	12. Slight left at Waterview Ave About 2 mins	go 0.8 mi total 47.3 mi
	13. Turn left Destination will be on the right	go 325 ft total 47.4 mi

 3301 Waterview Ave, Baltimore, MD 21230

These directions are for planning purposes only. You may find that construction projects, traffic, weather, or other events may cause conditions to differ from the map results, and you should plan your route accordingly. You must obey all signs or notices regarding your route.

Map data ©2009 , Sanborn, Tele Atlas